

High-Speed Clutches for the Wood Processing Industry MWHS & HWHS

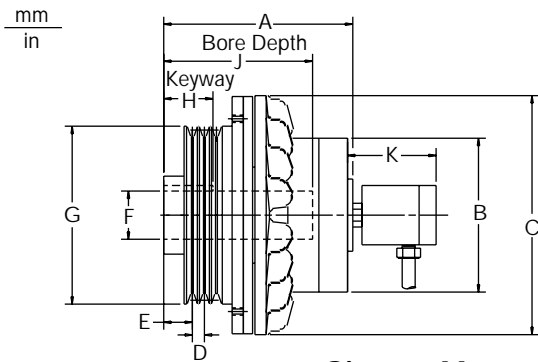
Based on patented Nexen design, the Air Champ® high speed clutch-sheave can handle high inertia loads at cycle frequencies far beyond the operational range of ordinary clutches. The uniquely designed fins and air pressure operation both work to minimize heat in the operating area. The fins actually dissipate heat away from the friction surface during cycling.

Designed for easy installation on motor shafts or end driven shafts, these clutches require no special tooling or external support. A minimum number of parts allows for simple maintenance and extends the operational life. Just mount, hook up to an air line, and it's ready to go.

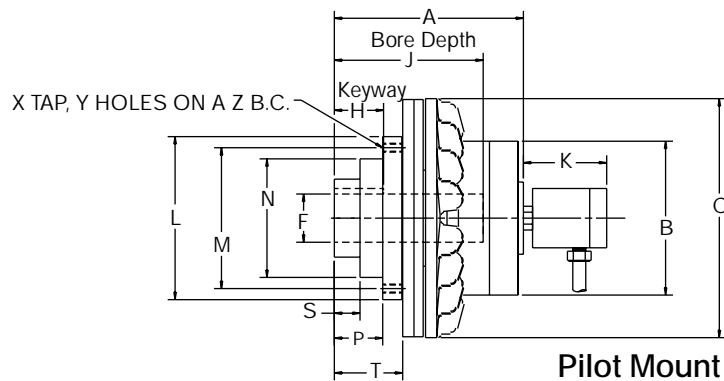


- High speed: HWHS– 2,600 RPM
MWHS– 3,600 RPM
- Maximum torque capacity: 3,000 in-lb
- Design Operating Speed up to 3600 R.P.M.
- Easy installation without special tooling
- Wide range of torque capacity
- Reduced number of internal parts for easy maintenance
- High thermal dissipation

High-Speed Clutch, Specifications



Sheave Mount



Pilot Mount

DIMENSIONS

Model	A	B	C	F	H	J	K	L	M	N	P	S	T ¹	X	Y	Z	Max Speed
MWHS	6.625	5.187	8.125	1.625	1.687	4.875	3.500	5.500	3.999	2.625	1.625	0.859	2.484	5/16-8	4	4.750	3600 RPM
HWHS	8.500	6.875	10.125	1.875	2.562	5.875	3.500	6.625	4.874	3.250	1.968	0.500	2.906	3/8-16	4	5.625	2600 RPM

¹Minimum Shaft Insertion

SHEAVE O.D.

Model	(G) Sheave O.D.	E	D
MWHS	5.3	6	1.000
HWHS	7.1	8.0	1.062

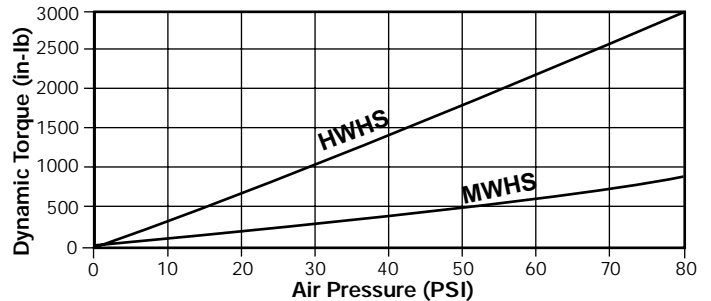
SHEAVE P.D.

Model	(G) Sheave P.D.	E	D
MWHS	5.8	1.187	0.750
HWHS	7.4	1.046	0.750

SHIPPING WEIGHTS

MWHS 5.3 Sheave Mount	22-3/4 Lbs.
MWHS 5.8 Sheave Mount	24-3/4 Lbs.
MWHS 6.0 Sheave Mount	24-3/4 Lbs.
HWHS 7.1 Sheave Mount	58 Lbs.
HWHS 7.4 Sheave Mount	63 Lbs.
MWHS Pilot Mount	22-1/4 Lbs.
HWHS Pilot Mount	51 Lbs.

TORQUE VS. AIR PRESSURE



MODEL MWHS

Product No.	Description
814100	5.3 O.D.-3 "3V" fr. Sh. 1-3/8" bore
814200	6.0 O.D.-3 "3V" fr. Sh. 1-3/8" bore
814300	5.8 P.D.-2 "B" gr. Sh. 1-3/8" bore
814400	2 B 5.8 Sheave, 1-3/8" bore
814500	Pilot Mount 1-3/6" bore
814600	5.3 O.D.-3 "3V" gr. Sh. 1-5/8" bore
814700	6.0 O.D.-3 "3V" gr. Sh. 1-5/8" bore
814800	3/3 V 10.6 Sheave, 1-5/8" bore
814900	5.8 P.D.-2 "B" gr. Sh. 1-5/8" bore
815000	2 B 6.8 Sheave, 1-5/8" bore
815100	Pilot Mount 1-5/8" bore
806700	Bushing 1" bore
806800	Bushing 1-1/8" bore
806900	Bushing 1-3/8" bore
807000	Bushing 1-1/4" bore
807100	Bushing 1-3/8" bore
807200	Bushing 1-7/16" bore
807300	Bushing 1-1/2" bore
807500	Bushing, Blank

NOTE: Bushings are for 1-5/8" bore only.

MODEL HWHS

Product No.	Description
816200	7.1 O.D.-3 "5V" gr. Sh. 1-7/8" bore
816500	7.4 P.D.-3 "B" gr. Sh. 1-7/8" bore
816700	Pilot Mount 1-7/8" bore
816900	7.1 O.D.-3 "5V" gr. Sh. 1-5/8" bore
817000	3/5 V 8.0 Sheave, 1-5/8" bore
817100	7.4 P.D.-3 "B" gr. Sh. 1-5/8" bore
817200	3 B 8.6 Sheave, 1-5/8" bore
817300	Pilot Mount 1-5/8" bore
809200	Bushing 1-3/8" bore
809300	Bushing 1-7/16" bore
809400	Bushing 1-1/2" bore
809500	Bushing 1-5/8" bore
809600	Bushing 1-3/4" bore
805600	Bushing 1" bore
809900	Bushing, Blank

NOTE: Bushings are for 1-7/8" bore only.

DISTRIBUTED BY: Crossman Machinery Co. Limited

HEAD OFFICE:
 8284 Sherbrooke Street
 Vancouver, B.C. V5X 4E8
 Tel: (604) 325-3262
 Fax: (604) 325-8191

BRANCH OFFICE:
 3420 Opie Crescent
 Prince George, B.C. V2N 2P9
 Tel: (250) 562-4044
 Fax: (205) 562-6147

BRANCH OFFICE:
 #100-17908-105 Avenue
 Edmonton, AB T5S 2H5
 Tel: (780) 444-4370
 Fax: (780) 444-4164